



Collected data from in-class surveys is interpreted through an "equity lens" of the "oppressed and oppressor model" producing biased results that continues to indoctrinate students.

SURVEY QUESTION

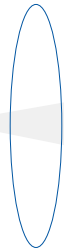


SEL TRANSLATION




To measure Self-Awareness

How confident are you that you can complete all the work that is assigned in your classes?



Equity Lens: The scores indicate school culture is suppressing their ability to complete work.

Intervention: Increase counseling services for students with lower scores to investigate ways to improve school culture; more BLM, LGBTQ representation, flags and clubs. Add more social justice and sexuality books in the library.




To measure Social Awareness

How confident are you that students at your school can have honest conversations with each other about race?



Equity Lens: The scores indicate there are not enough conversations to address systemic racism/oppression occurring in school.

Intervention: Train teachers on how to use Culturally Responsive Teaching methods so every lesson can dive into race relations, systemic oppression, and intersectionality.


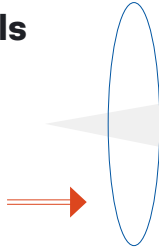


SURVEY QUESTION



To measure Relationship Skills

How much do you care about other people's feelings?




To measure Responsible Decision Making

How often did you remain calm, even when someone was bothering you or saying bad things?



To measure Self Management

How often were you polite to adults?



SEL TRANSLATION



Equity Lens: The scores indicate students don't care about others feelings all the time because the white dominant culture suppresses marginalized students creating division.

Intervention: Engage students in lessons and projects about microaggressions and implicit bias to change the way they view the world and to examine their role in systemic oppression.

Equity Lens: The scores indicate tension among students because they do not have a clear understanding of racial justice and the root cause of racial/gender inequities.

Intervention: Have teachers engage students in Community Circles to discuss systemic oppression, gender issues, and injustice so they can be a better "ally."

Equity Lens: The scores indicate students lack respect because teachers are creating tension with their own prejudices and discrimination in the classroom.


Intervention: Teachers need more Diversity Inclusion Equity (DIE) and anti-racism training.

SURVEY QUESTION



To measure School Climate

How fair or unfair are the rules for the students at this school?



Equity Lens: The scores indicate students feel the rules are unfair because dress codes and gender specific restrooms are oppressive.

Intervention: Remove dress codes and make restrooms and locker rooms inclusive.

To measure Student Belonging

How much do you feel like you belong at your school?



Equity Lens: The scores indicate not everyone feels like they belong because their identity is not represented enough in the culture.

Intervention: Get faculty advisors or sponsors to start Gay Straight Alliance (GSA) student clubs to create a more welcoming and safe environment. Partner with GLSEN to create an inclusive and affirming environment for all.



they're just harmless questions...

what's the big deal?



DON'T BE FOOLED BY THE SURVEY NAME

- Youth Measures
- Engaged Citizenship Questionnaire
- Resilience Questionnaire
- Emotions Rating Scale
- Wellness Questionnaire
- Self-Efficiency Scale
- Social Emotional Learning/ Competency Questionnaire
- Well-Being Indicator Tool
- Youth Survey
- Employability Skills Questionnaire
- Family-School Relationships Surveys
- Student Survey
- SEED State Model Survey
- Equity and Inclusion Survey
- Student Check-IN
- School Climate Surveys
- Skills for Success Survey

CALL TO ACTION

OPT
OUT

Every Parent Can Do This!

Opt Your Children Out Of In-Class Surveys

- Complete the Opt Out form provided [here](#) (last page)
- Forward to other parents



COURAGEISAHABIT.ORG